

2007 CHRYSLER

PT CRUISER

ACCESSORIES


AUTHENTIC CHRYSLER ACCESSORIES



PREMIUM ELECTRONICS: TURN ON, TUNE IN AND HEAD OUT.



A. NAVUS™ DASH-MOUNTED NAVIGATION SYSTEM is an advanced, yet affordable way to add GPS technology to your vehicle. Features include: complete map and point-of-interest data for all of North America, turn-by-turn directional prompts, trip information, automatic rerouting, voice instructions in three languages and much more. **B. PARKSENSE® REAR PARK ASSIST SYSTEM⁽¹⁾** detects nearby obstacles while backing up. Advanced system uses sound waves and audio-visual indicators to maneuver in tight spaces at parking speeds.



C. SIRIUS® SATELLITE RADIO delivers over 125 channels of the best programming in all of radio, including 100% commercial-free music plus world-class sports, news, talk, entertainment, traffic and weather. SIRIUS broadcasts live play-by-play games from the NFL®, NHL®, NBA and over 150 college sports teams. Plus, NASCAR® moves to SIRIUS in 2007. For more information, go to sirius.com.



F. UCONNECT® HANDS-FREE COMMUNICATION is an exclusive, voice-activated, hands-free, in-vehicle communication system that allows you to dial a wireless phone through simple voice commands. In addition, UConnect mutes your radio before receiving or sending a call, allows you to store up to 32 names (four numbers per name) in the system's address book, and is flexible enough for an entire family (up to five phones can be linked to the system). UConnect includes Bluetooth® technology that enables a Bluetooth Hands-Free Profile wireless phone without wires or a docking station.⁽³⁾

G. RAQ RADIO features 66 watts of total power at 3% harmonic distortion, AM/FM stereo with generous presets, SIRIUS Satellite Radio system compatibility,⁽⁴⁾ plus six-disc CD player, MP3 and hands-free capability.⁽⁵⁾ This premium radio is designed to work perfectly with your vehicle's existing electrical system and integrate seamlessly with your dash.

D. REMOTE START⁽²⁾ lets you hit the ground running with the ability to start your PT Cruiser from up to 800 feet away. This remote start system was designed to operate seamlessly with your vehicle's electronic system. Two-way remote option also available. **E. iPod® INTERFACE MODULE** is an FM-bounded system that allows you to maintain your music selection through your iPod control button and play through your vehicle's speakers.

EVS® I (ELECTRONIC VEHICLE SECURITY) (not shown) is a full-vehicle security system that operates in concert with your vehicle's factory-provided remote keyless entry system. Locking the doors activates the system and unlocking the doors deactivates the system. EVS I offers perimeter and interior protection with horn-honk alarm, starter interrupt and dash-mounted LED.

⁽¹⁾ Always check entire surroundings before backing up.

⁽²⁾ Check state and local laws on the use of remote starters.

⁽³⁾ You can retain your current wireless carrier and wireless phone number (and one bill) as long as your wireless phone employs Bluetooth Hands-Free Profile version 1.0 or higher.

⁽⁴⁾ Requires satellite receiver/antenna kit, installation kit and satellite radio subscription service.


⁽⁵⁾ With factory UConnect system.

CONVERTIBLE PACKAGE

Some things are meant to be together. Like the sun on your face as the wind blows through your hair. Or the perfect combination of expressive style and unmatched performance found in the **CONVERTIBLE PACKAGE**. **A. REAR SPOILER** enhances the aesthetic appeal of your PT Cruiser Convertible and is repainted with a durable Clear Coat finish to match your vehicle's body color. **B. WINDSCREEN** is constructed of durable nylon and is designed to reduce wind and noise for both the driver and passenger. Screen includes two Velcro® straps that attach to the sport bar and a heavy nylon cover that snaps behind the back of the convertible top to channel wind away from seating. **C. MOLDED SPLASH GUARDS** help protect your PT Cruiser from damage caused by gravel and road debris. Guards feature the PT Cruiser name. Rear only. **D. PREMIUM CARPET FLOOR MATS** feature plush 24-oz nylon carpet and Chrysler wing badge. Mats match the vehicle's interior (Pastel Slate Gray or Pastel Pebble Beige), while the serged-edge binding matches select body colors (Black, Inferno Red, Bright Silver, Cool Vanilla and interior colors). Set of four.



Convertible Package also shown with Rear Step Pad.



Chrome Accent Package also shown with Rear Spoiler.




CHROME ACCENT PACKAGE

Take a hot design. Now add a flash of inspiration. The **CHROME ACCENT PACKAGE** provides enough shine to catch the eye and adds even more allure to an already uncommon means of transportation. **E. CHROME DOOR SPEARS** are bodyside moldings that make your doors gleam while they accent your PT Cruiser's body lines. **F. 16-INCH 5-SPOKE CHROME WHEELS** are machined to match your vehicle's hubs exactly to run true and balance easily for a smooth ride. They also undergo stringent and thorough testing to prove their corrosion resistance and ensure a long-lasting shine. **G. CHROME FUEL FILLER DOOR** is a bright complement to any body color. Replaces existing fuel filler door. **H. CHROME EXHAUST TIP** adds extra street smarts to your PT Cruiser. Rigorously tested for corrosion resistance to ensure a long-lasting shine. **I. ILLUMINATED DOOR SILL GUARDS** light up every time you open the door and shut off automatically with the dome lamp. Set of two for front doors only.

ON THE COVER: Available Front Air Deflector, 16-Inch 5-Spoke Chrome Wheels, Chrome Door Spears, Chrome Fuel Filler Door, Rear Spoiler and Windscreen.


PERSONALIZE. ORGANIZE. ACCESSORIZE...



A. FOG LIGHTS⁽¹⁾ help improve your visibility in inclement weather and are designed to integrate perfectly into the lower front fascia. **B. GT REAR SPOILER** increases the aesthetic appeal of your PT Cruiser's roofline. Prepainted with a durable Clear Coat finish to match your vehicle's body color. **C. SIDE-WINDOW AIR DEFLECTORS** allow you to partially open front and rear windows yet remain dry during inclement weather. Constructed of tinted acrylic. Rear deflectors feature Chrysler wing badge and come in a set of four. **D. DOOR SILL GUARDS** are constructed of brushed stainless steel to help protect interior door sills from scratches and feature the PT Cruiser name. Adhesive-backed for easy installation. Set of two for front doors only. **E. REAR STEP PAD** prevents scratching and scuffing of the rear bumper fascia while loading and unloading items. This black pad installs easily, is made of the same material as the fascia and features the same character lines as the sill trim. **F. ROOF BOX CARGO CARRIER** helps keep cargo dry and secure in any weather. The tough, lockable thermoplastic carrier features quarter-turn installation and a gas-cylinder opening system that allows the hinged lid to open and close gently. Features the Chrysler wing badge and mounts to the **Removable Roof Rack**. Available in two sizes. **G. SIX-PAIR SKI AND SNOWBOARD CARRIER** holds up to six pairs of skis or four snowboards, or a combination of the two. Features silver anodized aluminum construction, corrosion-resistant lock covers and either-side opening for easy loading and unloading. Mounts to Removable Roof Rack. **H. ROOF-MOUNT BIKE CARRIERS** are made of brushed aluminum and are designed to accommodate virtually all types of bikes. The **Fork-Mount** style carries one bike securely by the front fork and rear wheel. The **Upright** style carries one bike locked by the frame with both wheels secured. Carrying clamps feature extra-large rubber inserts to help protect bike surfaces. Designed for use with Removable Roof Rack.

⁽¹⁾ Check state and local regulations for restrictions on installation and use.

WITH AUTHENTIC CHRYSLER ACCESSORIES BY MOPAR.



I. **WATER SPORTS CARRIER** transports most kayaks, sailboards or surfboards with flat or curved hulls. Latching, push-button nylon strap attachment holds watercraft securely in place. J. **REMOVABLE ROOF RACK** increases the cargo capacity of your vehicle. Accommodates **Roof Box Cargo Carrier**, **Roof-Mount Ski and Snowboard Carrier**, **Roof-Mount Bike Carriers**, **Roof Top Cargo Carrier** and **Water Sports Carrier**. K. **MOLDED CARGO TRAY⁽²⁾** is a skid-resistant, thermoplastic rubber tray that fits in the rear cargo area to help protect the carpeting. Easily removable and available in matching interior colors. L. **FRONT AIR DEFLECTOR** helps protect your vehicle's hood and windshield from bugs, grit and road spray without adversely affecting wiper/washer operation. Available in translucent Smoked Lexan[®]. **HOOD AND FRONT END COVERS** protect your PT Cruiser's hood and front end from insects and road spray. Black vinyl M. **HOOD COVER** features turned-under and sewn edges and PT Cruiser name. N. **FRONT END COVER** features two-piece construction which allows hood to be opened with cover in place, while foss backing safeguards your vehicle's paint and Clear Coat finish. Screen covers grille area for added protection. Features PT Cruiser name and accommodates front ends with or without front license plate. O. **SLUSH-STYLE FLOOR MATS** feature PT Cruiser name and deep grooves to keep water and mud from spilling onto the floor. Also feature rubber-nibbed backing with driver's side positive retention to help keep mats in place. Color matched to vehicle interior. Available for front and rear. P. **FLAT SPLASH GUARDS** are durable black plastic guards that help protect your vehicle from gravel, salt and road debris. Available for front and rear, with or without PT Cruiser name.

⁽²⁾ Properly secure all cargo.

THE AUTHENTIC DIFFERENCE

A passion for uncompromising performance and quality is the essence of the Authentic Difference, and it's forged into every part and accessory we make. As the official parts and accessories division of DaimlerChrysler Motors Company LLC, Mopar is original equipment. Which means that every Authentic Chrysler Accessory by Mopar in this catalog is designed by a DaimlerChrysler engineering team — the people who know your PT Cruiser better than anyone else.

OUR PRODUCT IS A RESULT OF UNCOMPROMISING STANDARDS. You'll recognize the difference in the tighter tolerances required of original equipment accessories. You'll see it in our materials, which provide a superior finish and an exact vehicle color match, as well as in the integrated fit that comes from utilizing the same computer modeling technology that was used to design your vehicle.

OUR PROCESS IS AN ADHERENCE TO STRICTER TESTING. You'll appreciate the difference in our rigorous evaluations, from demanding salt bath corrosion tests and impact performance tests to harsh on- and off-road durability testing. And you'll discover that all Authentic Chrysler Accessories by Mopar are designed so they will not adversely affect your vehicle's original performance specifications, such as engine cooling and proper air bag deployment — a common problem with many aftermarket accessories.

OUR PROMISE IS DEMONSTRATED IN OUR SUPERIOR WARRANTY COVERAGE. When installed on a Chrysler PT Cruiser that's within the New Vehicle Limited Warranty period, Authentic Chrysler Accessories by Mopar are covered by a 3-year/36,000-mile New Vehicle Limited Warranty, or a 12-month/12,000-mile Basic Limited Warranty, whichever is more favorable to you!¹⁾ And these warranties are serviced by thousands of DaimlerChrysler Motors Company LLC dealerships throughout the country. That's a promise aftermarket brands simply can't make.

Whether you're looking to enhance your Chrysler PT Cruiser with premium protection, convenience, style or entertainment, choose the Authentic Difference. Just like our accessories, it's a statement — and a standard of excellence — you'll benefit from for years to come.

¹⁾ See your dealer for full details and a copy of the limited warranties.

Since the time of printing, some of the information you'll find in this catalog may have been updated. The appearance of accessories shown may vary depending on vehicle application.

See your dealer for the latest Mopar product information. Visit the Mopar Web site at mopar.com.

© 2006 DaimlerChrysler Motors Company LLC. All rights reserved. Mopar, Chrysler, ParkSense, EVS and UConnect are registered trademarks, and Navus is a trademark of DaimlerChrysler Corporation. iPod and the iPod design are registered trademarks of Apple Computer, Inc. "SIRIUS," the SIRIUS dog logo, and related marks are registered trademarks of SIRIUS Satellite Radio, Inc. Monthly subscription may apply. Programming is subject to change. Not available in Alaska and Hawaii. For full Terms & Conditions, visit sirius.com. NFL is a registered trademark of the National Football League. NHL is a registered trademark of the National Hockey League. The National Basketball Association name and logo are the property of NBA Properties, Inc. NASCAR is a registered trademark of the National Association for Stock Car Auto Racing, Inc. Velcro is a registered trademark of Velcro Industries B.V. Lexan is a registered trademark of General Electric Corporation.

Catalog #00PM4575 (Quantity of 25) 9/06 35K

CHRYSLER PT CRUISER ACCESSORY PACKAGES

CONVERTIBLE PACKAGE

REAR SPOILER
WINDSCREEN
MOLDED SPLASH GUARDS
PREMIUM CARPET FLOOR MATS

CHROME ACCENT PACKAGE

CHROME DOOR SPEARS
1 1/2-INCH 5-SPOKE CHROME WHEELS
CHROME FUEL FILLER DOOR
CHROME EXHAUST TIP
ILLUMINATED DOOR SILL GUARDS

ADDITIONAL AUTHENTIC CHRYSLER

ACCESSORIES BY MOPAR

BATTERY BLANKET
CABIN AIR FILTRATION FILTER
DOOR EDGE GUARDS
ENGINE BLOCK HEATER
LOCKING GAS CAP
PREMIUM VEHICLE-CARE PRODUCTS
SMOKER'S PACKAGE
VEHICLE COVER
WHEEL LOCKS
WINDSHIELD SUNSHADE

You can purchase any accessory in this catalog separately as well. For pricing and more information on any Authentic Chrysler Accessory by Mopar, visit mopar.com or see your Chrysler dealer.

800-CHRYSLER

chrysler.com

mopar.com

